



| Concepto | 1 Aprobado | 2 Ampliaciones/ (Reducciones) | 3 = (1 + 2) Modificado | 4 Devengado | 5 Pagado | 6 = (3 - 4) Subejercicio |
|---|-----------------------|-------------------------------------|---------------------------|-----------------------|-----------------------|-----------------------------|
| SERVICIOS PERSONALES | 419,269,867.02 | -83,203,862.86 | 336,066,004.16 | 140,467,018.34 | 133,427,718.49 | 195,698,985.82 |
| REMUNERACIONES AL PERSONAL DE CARÁCTER PERMANENTE. | 54,210,536.12 | -3,421,862.86 | 50,788,673.26 | 23,885,772.31 | 23,885,508.38 | 26,892,900.95 |
| REMUNERACIONES AL PERSONAL DE CARÁCTER TRANSITORIO | 86,457,965.27 | -9,772,000.00 | 76,685,965.27 | 31,244,200.27 | 31,244,200.27 | 45,441,765.00 |
| REMUNERACIONES ADICIONALES Y ESPECIALES | 56,638,046.04 | -30,620,655.54 | 26,017,390.50 | 8,842,401.76 | 8,837,717.78 | 17,175,588.74 |
| SEGURIDAD SOCIAL | 67,143,461.58 | -14,000,001.00 | 53,143,460.58 | 30,869,496.12 | 23,842,340.84 | 22,273,964.46 |
| OTRAS PRESTACIONES SOCIALES Y ECONÓMICAS | 125,787,152.20 | -16,857,742.35 | 108,949,719.85 | 37,614,274.20 | 37,607,995.85 | 71,335,445.65 |
| PREVISIONES | 0.00 | 0.00 | 0.00 | 0.00 | 0.00 | 0.00 |
| PAGO DE ESTÍMULOS A SERVIDORES PÚBLICOS | 29,032,704.81 | -8,542,511.11 | 20,490,194.70 | 8,010,873.68 | 8,009,954.37 | 12,479,321.02 |
| MATERIALES Y SUMINISTROS | 38,411,523.30 | 10,236,715.42 | 48,648,238.72 | 20,485,698.75 | 19,055,056.87 | 28,162,541.97 |
| MATERIALES DE ADMINISTRACIÓN, EMISIÓN DE DOCUMENTOS Y ARTÍCULOS OFICIALES | 1,644,812.97 | 1,020,322.18 | 2,665,135.15 | 614,480.79 | 46,550.20 | 567,930.59 |
| ALIMENTOS Y UTENSILIOS | 1,543,852.80 | -484,556.20 | 1,059,296.60 | 295,782.52 | 295,782.52 | 753,511.08 |
| MATERIAS PRIMAS Y MATERIALES DE PRODUCCIÓN Y COMERCIALIZACIÓN | 0.00 | 48,167.44 | 48,167.44 | 48,167.44 | 48,167.44 | 0.00 |
| MATERIALES Y ARTÍCULOS DE CONSTRUCCIÓN Y DE REPARACIÓN | 11,482,017.88 | -3,662,917.53 | 7,819,100.35 | 1,983,017.24 | 1,929,611.09 | 5,816,083.11 |
| PRODUCTOS QUÍMICOS, FARMACÉUTICOS Y DE LABORATORIOS | 3,685,842.82 | 5,098,786.60 | 8,784,629.42 | 0.00 | 0.00 | 8,784,629.42 |
| COMBUSTIBLES, LUBRICANTES Y ADITIVOS | 7,189,992.00 | -630,336.09 | 6,559,655.91 | 3,218,154.00 | 3,218,154.00 | 3,351,599.91 |
| VESTUARIO, BLANCOS, PRENDAS DE PROTECCIÓN Y ARTÍCULOS DEPORTIVOS | 9,113,125.62 | -286,336.48 | 8,826,789.14 | 2,375,799.40 | 1,029,689.00 | 6,446,989.74 |
| MATERIALES Y SUMINISTROS PARA SEGURIDAD | 0.00 | 0.00 | 0.00 | 0.00 | 0.00 | 0.00 |
| HERRAMIENTAS, REFACCIONES Y ACCESORIOS MENORES | 3,741,879.21 | 11,215,144.86 | 14,957,024.07 | 12,517,225.95 | 12,486,102.62 | 2,439,798.12 |
| SERVICIOS GENERALES | 85,437,221.03 | 5,946,232.73 | 91,383,453.76 | 35,637,958.29 | 34,132,063.44 | 55,745,495.47 |
| SERVICIOS BÁSICOS | 18,892,098.83 | -2,141,122.69 | 16,750,976.14 | 9,054,844.14 | 9,054,844.14 | 7,696,132.00 |
| SERVICIOS DE APRENDIZAJE | 5,189,119.91 | 4,654,802.85 | 9,843,922.76 | 2,164,405.96 | 2,164,405.96 | 7,679,516.80 |
| SERVICIOS PROFESIONALES, CIENTÍFICOS, TÉCNICOS Y OTROS SERVICIOS | 11,448,803.98 | 1,606,895.27 | 13,055,699.27 | 4,965,029.11 | 4,965,029.11 | 8,090,670.16 |
| SERVICIOS FINANCIEROS, BANCARIOS Y COMERCIALES | 5,917,774.90 | 1,577,492.05 | 7,495,266.95 | 4,663,078.86 | 4,663,078.86 | 2,832,188.09 |
| SERVICIOS DE INSTALACIÓN, REPARACIÓN, MANTENIMIENTO Y CONSERVACIÓN | 7,888,915.93 | 360,742.76 | 8,249,658.69 | 2,480,398.15 | 2,129,242.95 | 5,769,260.54 |
| SERVICIOS DE COMUNICACIÓN SOCIAL Y PUBLICIDAD | 1,456,220.19 | 387,775.41 | 1,855,995.60 | 1,245,116.77 | 1,087,356.77 | 610,876.83 |
| SERVICIOS DE TRASLADO Y VIÁTICOS | 244,453.29 | 37,262.43 | 281,715.72 | 147,038.00 | 147,038.00 | 134,677.72 |
| SERVICIOS OFICIALES | 46,200.00 | 135,584.16 | 181,784.16 | 111,991.04 | 0.00 | 69,793.12 |
| OTROS SERVICIOS GENERALES | 34,351,634.00 | -663,196.53 | 33,688,437.47 | 10,806,056.26 | 9,921,067.65 | 22,862,376.21 |
| TRANSFERENCIAS, ASIGNACIONES, SUBSIDIOS Y OTRAS AYUDAS | 57,069,958.65 | -162,804.94 | 56,907,063.71 | 17,178,211.43 | 17,169,784.05 | 39,728,842.28 |
| TRANSFERENCIAS INTERNAS Y ASIGNACIONES AL SECTOR PÚBLICO | 0.00 | 0.00 | 0.00 | 0.00 | 0.00 | 0.00 |
| TRANSFERENCIAS AL RESTO DEL SECTOR PÚBLICO | 0.00 | 0.00 | 0.00 | 0.00 | 0.00 | 0.00 |
| SUBSIDIOS Y SUBVENCIÓNES | 0.00 | 0.00 | 0.00 | 0.00 | 0.00 | 0.00 |
| AYUDAS SOCIALES | 2,500,000.00 | -162,804.94 | 2,337,095.06 | 14,002.00 | 14,002.00 | 2,323,093.06 |
| PENSIONES Y JUBILACIONES | 54,569,958.65 | 0.00 | 54,569,958.65 | 17,164,209.43 | 17,155,782.05 | 37,405,749.22 |
| PENSIONES Y JUBILACIONES | 0.00 | 0.00 | 0.00 | 0.00 | 0.00 | 0.00 |
| PENSIONES Y JUBILACIONES | 0.00 | 0.00 | 0.00 | 0.00 | 0.00 | 0.00 |
| PENSIONES Y JUBILACIONES | 0.00 | 0.00 | 0.00 | 0.00 | 0.00 | 0.00 |
| PENSIONES Y JUBILACIONES | 0.00 | 0.00 | 0.00 | 0.00 | 0.00 | 0.00 |
| BIENES MUEBLES, INMUEBLES E INTANGIBLES | 0.00 | 20,863,201.68 | 20,863,201.68 | 15,655,020.15 | 15,643,878.58 | 5,208,181.53 |
| MOBILIARIO Y EQUIPO DE ADMINISTRACIÓN | 0.00 | 242,946.05 | 242,946.05 | 193,216.01 | 193,216.01 | 49,730.04 |
| MOBILIARIO Y EQUIPO EDUCACIONAL Y RECREATIVO | 0.00 | 0.00 | 0.00 | 0.00 | 0.00 | 0.00 |
| EQUIPO E INSTRUMENTAL MÉDICO Y DE LABORATORIO | 0.00 | 162,197.00 | 162,197.00 | 0.00 | 0.00 | 162,197.00 |
| VEHÍCULOS Y EQUIPO DE TRANSPORTE | 0.00 | 16,711,786.06 | 16,711,786.06 | 11,831,437.05 | 11,831,437.05 | 4,880,349.01 |
| EQUIPO DE DEFENSA Y SEGURIDAD | 0.00 | 0.00 | 0.00 | 0.00 | 0.00 | 0.00 |
| HAQUINARIA, OTROS EQUIPOS Y HERRAMIENTAS | 0.00 | 3,571,272.57 | 3,571,272.57 | 3,455,367.09 | 3,444,225.52 | 115,905.46 |








Congreso del Estado de Veracruz de Ignacio de la Llave
LXVI Legislatura 2021 – 2024
Secretaría de Fiscalización
COMISION MUNICIPAL DE AGUA POTABLE Y SANEAMIENTO DE XALAPA VER
Estado Analítico del Ejercicio del Presupuesto de Egresos
Clasificación por Objeto del Gasto (Capítulo y Concepto)
Del 01 de Enero al 31 de Mayo del 2024



| Concepto | Aprobado 1 | Ampliaciones/ (Reducciones) 2 | Modificado 3 = (1 + 2) | Devengado 4 | Pagado 5 | Subejercicio 6 = (3 + 4) |
|---|-----------------------|-------------------------------------|---------------------------|-----------------------|-----------------------|-----------------------------|
| ACTIVOS BIOLÓGICOS | 0.00 | 0.00 | 0.00 | 0.00 | 0.00 | 0.00 |
| BIENES INMUEBLES | 0.00 | 175,000.00 | 175,000.00 | 175,000.00 | 175,000.00 | 0.00 |
| ACTIVOS INTANGIBLES | 0.00 | 0.00 | 0.00 | 0.00 | 0.00 | 0.00 |
| INVERSIÓN PÚBLICA | 40,000,000.00 | 205,303,850.00 | 245,303,850.00 | 23,917,438.02 | 23,849,241.27 | 221,386,411.98 |
| OBRA PÚBLICA EN BIENES DE DOMINIO PÚBLICO | 0.00 | 0.00 | 0.00 | 0.00 | 0.00 | 0.00 |
| OBRA PÚBLICA EN BIENES PROPIOS | 40,000,000.00 | 205,303,850.00 | 245,303,850.00 | 23,917,438.02 | 23,849,241.27 | 221,386,411.98 |
| PROYECTOS PRODUCTIVOS Y ACCIONES DE FOMENTO | 0.00 | 0.00 | 0.00 | 0.00 | 0.00 | 0.00 |
| INVERSIONES FINANCIERAS Y OTRAS PROVISIONES | 40,909,608.65 | -27,752,272.92 | 13,157,335.73 | 0.00 | 0.00 | 13,157,335.73 |
| INVERSIONES FINANCIERAS Y OTRAS PROVISIONES | 0.00 | 0.00 | 0.00 | 0.00 | 0.00 | 0.00 |
| INVERSIONES FINANCIERAS Y OTRAS PROVISIONES | 0.00 | 0.00 | 0.00 | 0.00 | 0.00 | 0.00 |
| INVERSIONES FINANCIERAS Y OTRAS PROVISIONES | 0.00 | 0.00 | 0.00 | 0.00 | 0.00 | 0.00 |
| INVERSIONES FINANCIERAS Y OTRAS PROVISIONES | 0.00 | 0.00 | 0.00 | 0.00 | 0.00 | 0.00 |
| INVERSIONES FINANCIERAS Y OTRAS PROVISIONES | 0.00 | 0.00 | 0.00 | 0.00 | 0.00 | 0.00 |
| INVERSIONES FINANCIERAS Y OTRAS PROVISIONES | 0.00 | 0.00 | 0.00 | 0.00 | 0.00 | 0.00 |
| PROVISIONES PARA CONTINGENCIAS Y OTRAS EROGACIONES ESPECIALES | 40,909,608.65 | -27,752,272.92 | 13,157,335.73 | 0.00 | 0.00 | 13,157,335.73 |
| PARTICIPACIONES Y APORTACIONES | 7,854,084.00 | 0.00 | 7,854,084.00 | 3,765,483.84 | 3,765,483.84 | 4,088,600.16 |
| PARTICIPACIONES | 0.00 | 0.00 | 0.00 | 0.00 | 0.00 | 0.00 |
| APORTACIONES | 7,854,084.00 | 0.00 | 7,854,084.00 | 3,765,483.84 | 3,765,483.84 | 4,088,600.16 |
| CONVENIOS | 0.00 | 0.00 | 0.00 | 0.00 | 0.00 | 0.00 |
| DEUDA PÚBLICA | 50,641,329.18 | -13,003,145.32 | 37,638,182.86 | 23,991,417.41 | 20,158,174.48 | 13,646,765.45 |
| AMORTIZACIÓN DE LA DEUDA PÚBLICA | 13,590,695.94 | 3,122,516.50 | 16,713,212.44 | 8,107,230.35 | 6,722,189.62 | 8,605,982.09 |
| INTERESES DE LA DEUDA PÚBLICA | 37,050,633.24 | -16,125,661.82 | 20,924,971.42 | 15,884,187.06 | 13,435,984.86 | 5,040,783.36 |
| COMISIONES DE LA DEUDA PÚBLICA | 0.00 | 0.00 | 0.00 | 0.00 | 0.00 | 0.00 |
| GASTOS DE LA DEUDA PÚBLICA | 0.00 | 0.00 | 0.00 | 0.00 | 0.00 | 0.00 |
| GASTOS DE LA DEUDA PÚBLICA | 0.00 | 0.00 | 0.00 | 0.00 | 0.00 | 0.00 |
| APOYOS FINANCIEROS | 0.00 | 0.00 | 0.00 | 0.00 | 0.00 | 0.00 |
| ADEUDOS DE EJERCICIOS FISCALES ANTERIORES (ADEUDAS) | 0.00 | 0.00 | 0.00 | 0.00 | 0.00 | 0.00 |
| Total del Gasto | 739,593,591.83 | -18,227,812.79 | 857,621,404.62 | 281,098,244.23 | 267,201,401.02 | 576,723,660.39 |


MTRA. CLAUDIA PACHECO ARANDA
DIRECTORA DE ADMINISTRACIÓN


ING. ANA IRIS RUIZ GOMEZ
DIRECTORA GENERAL